



Our Ref. : HK/2012/08/CDB/EN10.05/000377
Your Ref :
Date : - 8 JUL 2013

By Hand

CDB/000377

Environmental Protection Department
The EIA Ordinance Register Office
27/F, Southorn Centre
130 Hennessy Road
Wanchai
Hong Kong

TO WHOM IT MAY CONCERN

Dear Sir,

Contract No. HK/2012/08
Wan Chai Development Phase II -
Central - Wan Chai Bypass at Wan Chai West

Submission of Noise Management Plan (Rev. 2) under Further Environmental Permit No.: FEP-06/356/2009

Pursuant to Condition 2.23 of Part C of the FEP-06/356/2009, we are pleased to submit herewith the following documents for your perusal:


1. Noise Management Plan (Rev. 2) (4 Hard Copies and 1 Electronic Copy);
2. Letter of Certification from Environmental Team (Lam Geotechnics Limited); and
3. Letter of Verification from Independent Environmental Checker (ENVIRON Hong Kong Limited).

Should you have any enquiries, please feel free to contact our Mr. James MA at 9130 9549.

Yours faithfully,

For and on behalf of

China State - Leader Joint Venture



Andrew Tse
Project Director

Encl

- c.c. — AACL — H.O.
— AECOM
— CEDD — Mr. Patrick Keung (By Email)
— ET — Mr Raymond Dai (By Email)
— IEC — Mr. David Yeung (By Email)

AT/VW/GC/PL/KT/JM/luy




Lam Geotechnics Limited

Ground Investigation & Instrumentation Professionals

華益土力有限公司

Ref : G1120/CS/L480/FEP-06/356/2009
Date : 04 July 2013

The Agent
China State- Leader Joint Venture
29/F, China Overseas Building,
139 Hennessey Road,
Wan Chai,
Hong Kong

Dear Sir,

Contract No. HK/2012/08
Wan Chai Development Phase II – Central-Wan Chai Bypass at Wan Chai West

Noise Management Plan (Rev. 2)

Referring to the captioned submission dated on 28 June 2013 received by email on 04 July 2013, we have reviewed your submitted details and hereby certified this submission in accordance with Condition 2.23 of FEP-06/356/2009.

Should you have any enquiry, please feel free to contact the undersigned at 2839 5666.

Yours faithfully,

Raymond Dai
Environmental Team Leader

c.c.

CEDD	- Mr. Patrick Keung	(By Fax: 2577 5040)
AECOM	- Mr. Frankie Fan	(By Fax: 2587 1877)
ENVIRON	- Mr. David Yeung	(By Fax: 3548 6988)



Ref.: AACWBIECEM00_0_4110L.13

4 July 2013

China State – Leader Joint Venture
29/F, China Overseas Building
139 Hennessey Road
Wan Chai
Hong Kong

By Post and Fax (2877 1522)

Attention: The Agent

Dear Sir,

Re: FEP-06/356/2009
Contract No. HK/2012/08
Wan Chai Development Phase II – Central-Wan Chai Bypass at Wan Chai West
Noise Management Plan (Revision 2)

Reference is made to your submission of the Noise Management Plan (Revision 2 dated 28 June 2013) to us through E-mail on 4 July 2013 for our review and comment.

Please be informed that we have no adverse comment on the captioned submission. We write to verify the captioned submission in accordance with Condition 2.23 of FEP-06/356/2009.

Please feel free to contact the undersigned should you have any queries.

Yours sincerely,



David Yeung
Independent Environmental Checker

c.c.	CEDD	Mr. Patrick Keung	by fax: 2577 5040
	AECOM	Mr. Frankie Fan	by fax: 2587 1877
	AECOM	Mr. Conrad Ng	by fax: 2691 2649
	LAM	Mr. Raymond Dai (ETL)	by fax: 2882 3331

Q:\Projects\AACWBIECEM00\Corr\AACWBIECEM00_0_4110L.13.doc



中國建築 - 利達聯營
CHINA STATE - LEADER JOINT VENTURE

**Wan Chai Development Phase II –
Central – Wan Chai Bypass at Wan Chai West
Contract No. HK/2012/08**

**Noise Management Plan
for FEP-06/356/2009**

Revision: 2

Revision	Date of Issue	Remarks	Prepared by	Checked by
0	14 Mar 2013	First Issue	James MA	George CHEUNG
1	10 Apr 2013	Revised as per ET's comments	James MA	George CHEUNG
2	28 Jun 2013	Revised as per EPD's comments	James MA	George CHEUNG

This document contains confidential information of China State – Leader Joint Venture and shall not be copied or amended without the approval of the Contractor's Representative

Table of Content

Section

- 1 Introduction*
- 2 Environmental Legislation, Policies, Plans, Standards and Criteria*
- 3 Noise Limit*
- 4 Identified Noise Sensitive Receivers (NSRs)*
- 5 Construction Noise*
- 6 Mitigation of Environmental Impacts*

Appendices

- Appendix I Site Layout Plan Showing the Relevant Noise Sensitive Receivers
Appendix II Details of a Typical Noise Barrier

1 Introduction

Wan Chai Development Phase II – Central - Wan Chai Bypass at Wan Chai West (Contract No. HK/2012/08) is part of the permanent reclamation works including associated dredging works in Wan Chai Development Phase II (WDII) and Central - Wan Chai Bypass covered under the Environmental Permit No. EP-356/2009.

China State – Leader Joint Venture was granted on 5 March 2013 a Further Environmental Permit (No. FEP-06/356/2009) for the Contract No. HK/2012/08 under the master Environmental Permit.

Under Condition 2.23 of Part C of the FEP-06/356/2009, a noise management plan has to be prepared and deposited by the permit holder to the EPD at least two weeks prior to the commencement of construction of the corresponding component(s) of the project.

The purpose of this Noise Management Plan is to provide an evaluation of the potential noise impact during construction phase of the project (Contract No. HK/2012/08) which is undertaken by China State – Leader Joint Venture (CSLJV).

2 Environmental Legislation, Policies, Plans, Standards and Criteria

Noise impacts have been assessed in accordance with the criteria and methodology given in the Technical Memoranda made under the Noise Control Ordinance (NCO) and the Technical Memorandum on Environmental Impact Assessment Process (EIAO-TM).

The NCO provides the statutory framework for noise control. Assessment procedures and standards are set out in the following Technical Memoranda:

- Technical Memorandum on Environmental Impact Assessment Process (EIAO-TM);
- Technical Memorandum on Noise from Construction Work other than Percussive Piling (GW-TM);
- Technical Memorandum on Noise from Construction Work in Designated Areas (DA-TM); and
- Technical Memorandum on Noise from Places other than Domestic Premises, Public Places or Construction Sites (IND-TM).

3 Noise Limit

The NCO provides the statutory framework for noise control of construction work other than percussive piling using powered mechanical equipment (PME) between the hours of 1900 and 0700 or at any time on Sundays and public holidays (i.e. restricted hours). Noise control on construction activities taking place at other times is subject to the Criteria for Evaluating Noise Impact stated in Table 1B of Annex 5 in the EIAO-TM. The noise limit is 75dB(A) Leq(30min) at the facades of dwellings and 70dB(A) Leq(30min) at the facades of schools (65dB(A) during examinations). The construction noise criteria are summarized in Table 1

Table 1 Daytime Construction Noise Criteria

Uses	Noise Level in Leq(30min), dB(A)
Domestic Premises	75
Educational Institution	70
Educational Institution (during examination)	65

Between 1900 and 0700 hours and all days on Sundays and public holidays, activities involving the use of powered mechanical equipment (PME) for the purpose of carrying out construction work is prohibited unless a Construction Noise Permit (CNP) has been obtained. A CNP may be granted on condition that the Acceptable Noise Level (ANL) for the noise sensitive receivers (NSRs) can be complied with. ANLs are assigned depending upon the Area Sensitivity Ratings (ASRs). The corresponding Basic Noise Levels (BNLs) for evening and night time periods are given in Table 2.

Table 2 Construction Noise Criteria for Activity other than Percussive Piling (for Evening and Night Time)

Time Period	Basic Noise Levels (BNLs)		
	ASR A	ASR B	ASR C
Evening (1900 to 2300 hours)	60	65	70
Night (2300 to 0700 hours)	45	50	55

4 Identified Noise Sensitive Receivers (NSRs)

In order to evaluate the construction noise impact from the project (Contract No.

HK/2012/08), representative noise sensitive receivers (NSRs) for this project are selected for assessment and summarized in Table 3. The site layout plan (scale 1:1000) of the project showing the relevant NSRs is shown in Appendix I.

Table 3 List of Relevant NSRs Selected for Noise Assessment

Relevant NSRs	Use	Nearest Distance from Works Based on EIA Report
*The Hong Kong Academy for Performing Arts (HKAPA)	Performing Arts Centre	115m

*: NSRs as identified in the EIA Report (Register No.: AEIAR-125/2008)

It is expected that the construction noise impact on the selected NSR is deemed to be insignificant as the NSR has facades / fixed windows and it is provided with central air conditioning. Hence, the NSR does not rely on openable windows for ventilation.

5 Construction Noise

The construction tasks which are deemed to have emission of construction noise are shown as below:

- Dredging works and seawall construction;
- Filling behind seawall;
- Drainage culvert construction;
- Demolition works.

Types and number of powered mechanical equipment (PME) which would be used on site are documented in in Appendix 4.5 of AEIAR-125/2008. They are grouped according to different stages of works. The actual list of PME to be implemented on site and specific noise impact of individual construction task will be reviewed in relevant method statements via submission to the Engineer's Representative (ER).

6 Mitigation of Environmental Impacts

To further reduce the noise impact to the NSRs during normal daytime working hours, it is recommended that the following noise reduction measures should be considered as far as practicable during construction:

6.1 Quiet Powered Mechanical Equipment (QPME)

Use of the following QPME will be considered during construction phase of this Project to reduce noise impact:

- Bulldozer, wheeled/tracked
- Excavator, wheeled/tracked
- Loader, wheeled/tracked
- Roller, vibratory
- Power rammer (petro)
- Compactor, vibratory
- Crane, mobile
- Generator

6.2 Multiple-phase Construction Schedule

The multiple-phase construction schedule will be adopted as far as practicable during the planning of the construction programme.

6.3 Noise Reduction at Source

In order to reduce the noise impact generated by the stationary PME, movable acoustic shelter, flexible noise barriers and acoustic blanket will be considered.

The barrier and shelter could be made of a sheeting not less than 5kg/m² or baffles which comprise of sound absorbing lining and 1mm thick steel (or 10mm thick plywood) backing.

Typical details of the noise barrier are shown in Appendix II.

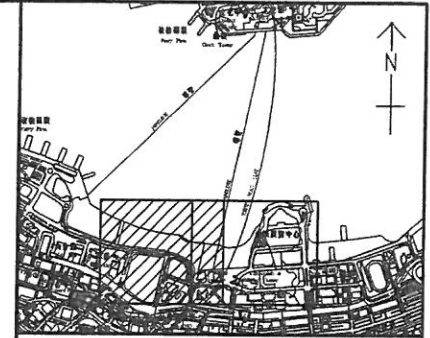
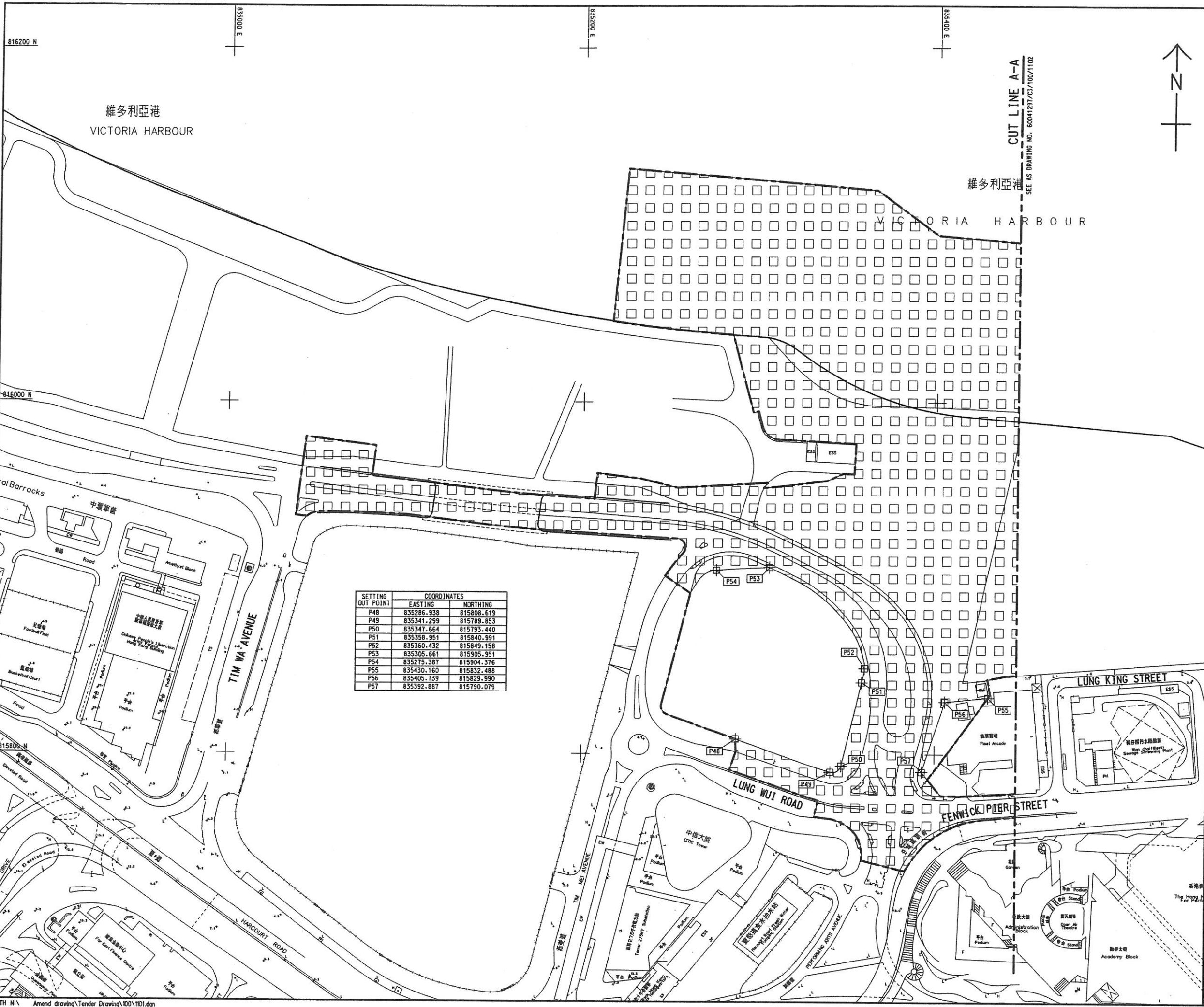
6.4 Other Mitigation Measures

The following good practices will be adopted when practicable to alleviate noise impact:

- All PME to be used on site should be properly maintained;
- Mobile plant should be sited as far as away from NSRs as possible;
- Starting up the engines of all plant simultaneously should be avoided;
- PME known to emit noise strongly in one direction should, where possible, be orientated so that the noise is directed away from the nearby NSRs;
- Close liaison and communication with the neighbourhood including HKAPA should be maintained.

Appendix I

Site Layout Plan Showing the Relevant Noise Sensitive Receivers



KEY PLAN
SCALE 1 : 20000

- NOTES:**
1. THIS DRAWING SHALL BE READ IN CONJUNCTION WITH DRAWING NO. 60041297/C3/100/1102.
 2. COORDINATES ARE BASED ON HONG KONG METRIC GRID (1980) UNLESS OTHERWISE NOTED.
 3. LEVELS ARE IN METRES RELATIVE TO HONG KONG PRINCIPAL DATUM (HPD) UNLESS OTHERWISE NOTED.
 4. DIMENSIONS ARE IN MILLIMETERS UNLESS OTHERWISE NOTED.
 5. SETTING OUT DIMENSIONS, LEVELS, COORDINATES ARE TO BE CALCULATED BY THE CONTRACTOR. NO INFORMATION SHOULD BE SCALED PHYSICALLY OR ELECTRONICALLY FROM THE DRAWINGS OR FILES.
 6. SITE BOUNDARY SETTING OUT POINTS SHALL REFER TO DRAWING NOS. 60041297/C3/100/1011 & 1012.

- LEGEND:**
- SITE BOUNDARY
 - [Grid Pattern] PORTION 1
 - [Cross-hatch Pattern] PORTION 1A
 - [Diagonal Hatch Pattern] PORTION 1C
 - [Dotted Pattern] PORTION 1D
 - [Star Pattern] PORTION 2
 - [Dotted Pattern] PORTION 2A
 - [Solid Black] PORTION 3
 - [Diagonal Hatch Pattern] PORTION 4
 - [Diagonal Hatch Pattern] PORTION 7A
 - [Diagonal Hatch Pattern] PORTION 7B
 - [Diagonal Hatch Pattern] PORTION 7C
 - ⊕ PORTION OF SITE SETTING OUT POINT

SETTING OUT POINT	COORDINATES	
	EASTING	NORTHING
P48	835285.938	815808.619
P49	835341.299	815789.853
P50	835347.664	815793.440
P51	835358.951	815840.991
P52	835360.432	815849.158
P53	835305.661	815905.951
P54	835275.387	815904.376
P55	835430.160	815832.488
P56	835405.739	815829.990
P57	835392.887	815790.079

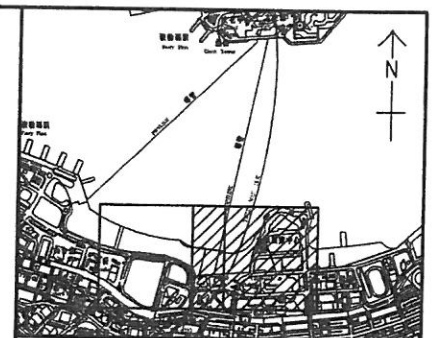
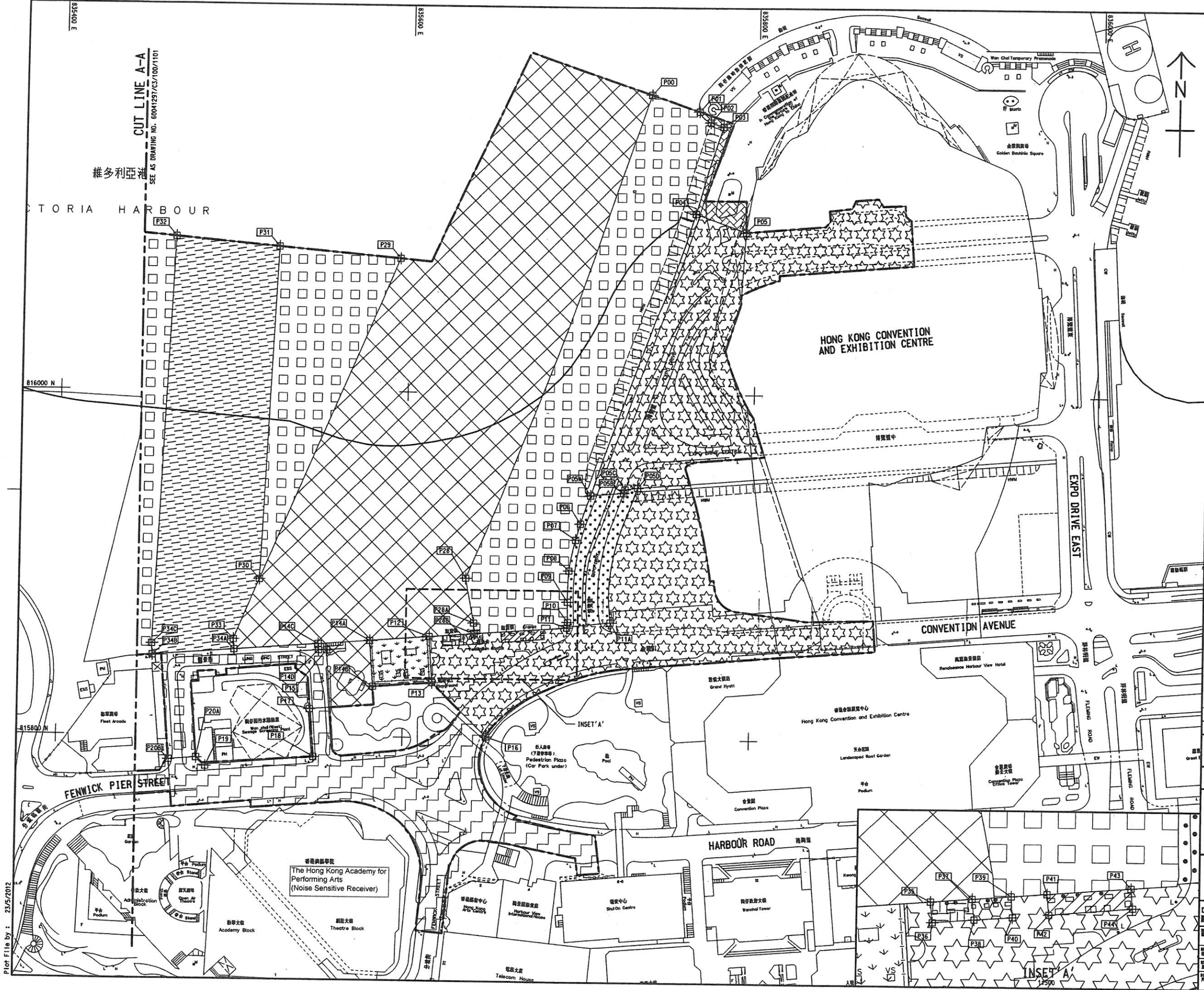
REV.	DESCRIPTION	DATE

WAN CHAI DEVELOPMENT PHASE II
 WAN CHAI DEVELOPMENT PHASE II -
 CENTRAL - WAN CHAI BYPASS AT WAN CHAI WEST
PORTIONS OF THE SITE
 SHEET 1 OF 2

DRG. NO. 圖紙編號	60041297/C3/100/1101		
DESIGNED BY 設計	ST	CONTRACT NO. 合約編號	HK/2012/08
DRAWN BY 繪圖	TS	DATE 日期	
SCALE 比例	A1 1:1000	APPROVED 校核	TKH
DIMENSIONS ARE IN 尺寸單位	METRES	COPYRIGHT RESERVED 版權所有	

Plot File by : 21/5/2012

PATH N:\ Amend drawing\Tender Drawing\100\1101.dgn



KEY PLAN
SCALE 1 : 20000

- NOTES:**
- THIS DRAWING TO BE READ IN CONJUNCTION WITH DRAWING NO. 60041297/C3/100/1101.
 - FOR NOTES AND LEGEND, REFER TO DRAWING NO. 60041297/C3/100/1101.

SETTING OUT POINT	EASTING	NORTHING
P00	835738.175	816173.081
P01	835765.748	816163.776
P02	835772.245	816157.539
P03	835779.732	816155.047
P04	835764.593	816104.538
P05	835793.834	816293.810
P05A	835706.435	815941.214
P05B	835725.524	815942.734
P05C	835726.280	815944.846
P05D	835733.564	815945.770
P06	835700.770	815924.945
P07	835698.098	815915.569
P08	835694.510	815897.644
P09	835693.898	815879.513
P10	835694.205	815867.667
P11	835693.740	815864.370
P11A	835719.007	815858.431
P12	835614.956	815831.809
P13	835617.952	815855.706
P14A	835580.205	815849.928
P14B	835582.361	815853.528
P14C	835550.675	815849.966
P14D	835551.006	815818.612
P15	835555.535	815800.938
P16	835648.359	815815.792
P17	835546.365	815785.873
P18	835548.892	815782.243
P19	835486.433	815787.056
P20A	835481.092	815785.873
P20B	835465.309	815892.598
P28	835635.452	815866.613
P28A	835640.377	815860.384
P28B	835640.823	816077.375
P29	835594.299	815890.820
P30	835516.317	816083.485
P31	835524.611	816077.375
P32	835501.694	815855.838
P33	835502.178	815849.823
P34A	835455.087	815846.162
P34B	835454.624	815852.778
P34C	835622.572	815859.001
P35	835623.144	815853.003
P36	835634.478	815859.905
P37	835635.075	815853.869
P38	835645.670	815860.745
P39	835646.068	815854.666
P40	835656.183	815861.541
P41	835655.708	815855.546
P42	835680.564	815863.378
P43	835681.064	815857.655
P44	835681.064	815857.655

WAN CHAI DEVELOPMENT PHASE II
WAN CHAI DEVELOPMENT PHASE II -
CENTRAL - WAN CHAI BYPASS AT WAN CHAI WEST

PORTIONS OF THE SITE

SHEET 2 OF 2

DRGNO. 60041297/C3/100/1102

DESIGNED BY ST	CONTRACT NO. HK/2012/08	% BY APPROVED TKH
DRAWN BY TS	STATUS REV	
SCALE AS SHOWN A1 1:1000	METRES	

© COPYRIGHT RESERVED
版權所有

Plot File by : 23/5/2012

CUT LINE A-A
SEE AS DRAWING NO. 60041297/C3/100/1101

維多利亞港

VICTORIA HARBOUR

HONG KONG CONVENTION AND EXHIBITION CENTRE

CONVENTION AVENUE

HARBOUR ROAD

FENWICK PIER STREET

The Hong Kong Academy for Performing Arts
(Noise Sensitive Receiver)

Academy Block

Theatre Block

Harbour View International Offices

Shed On Centre

Wanchai Tower

Harbour View Hotel

Grand Hyatt

Hong Kong Convention and Exhibition Centre

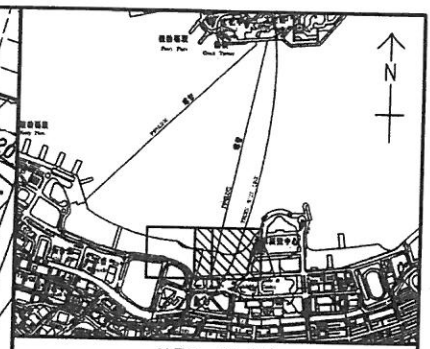
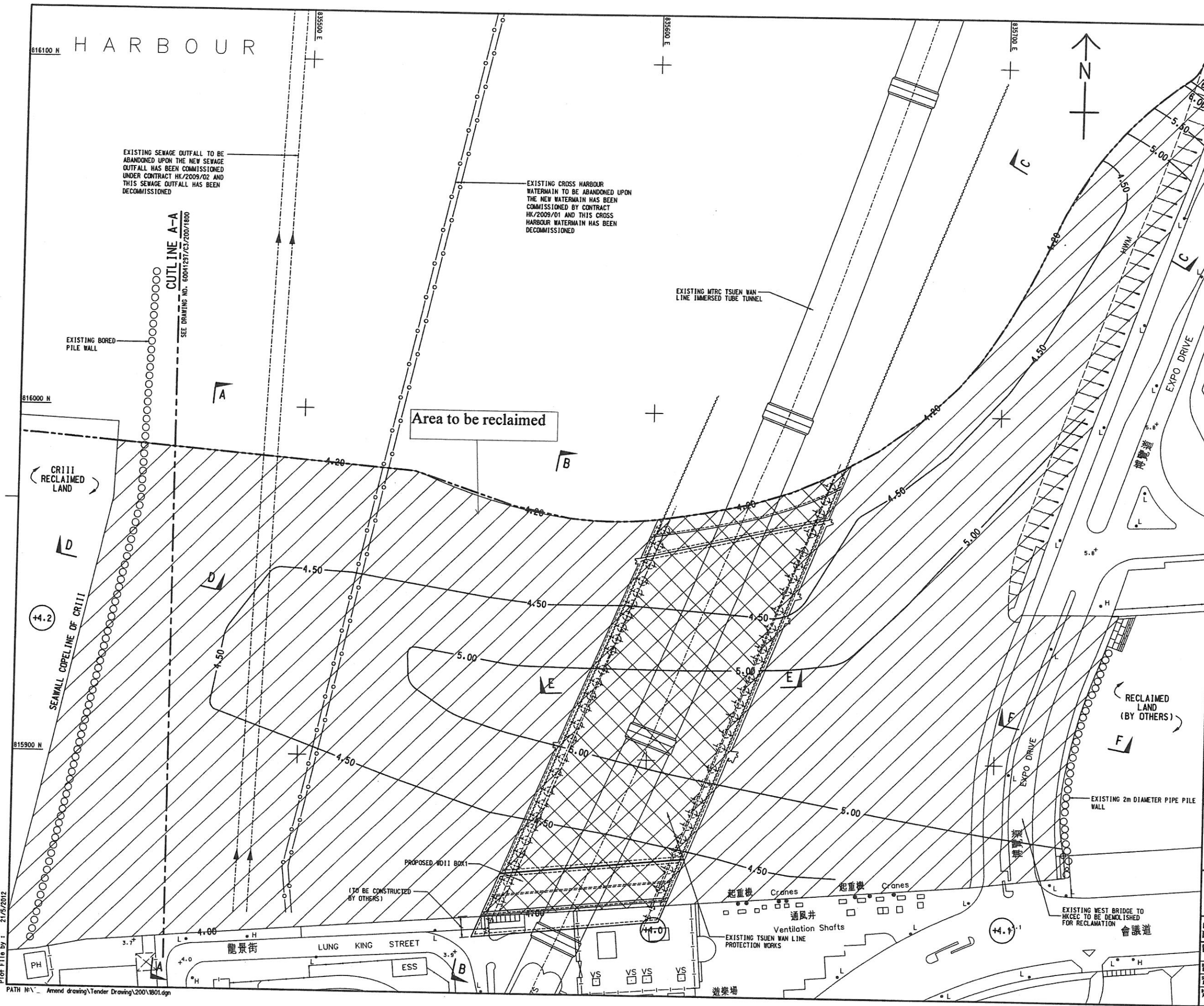
Landscaped Roof Garden

Convention Plaza

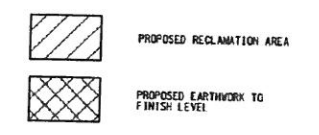
Pedestrian Plaza
(Car Park under)

Telecom House

INSET 'A'



- NOTES:**
1. THIS DRAWING TO BE READ IN CONJUNCTION WITH DRAWING NO. 60041297/C3/200/1800.
 2. FOR GENERAL NOTES AND LEGEND, REFER TO DRAWING NO. 60041297/C3/200/1800.



WAN CHAI DEVELOPMENT PHASE II
 WAN CHAI DEVELOPMENT PHASE II -
 CENTRAL - WAN CHAI BYPASS AT WAN CHAI WEST
 General Layout of the Project

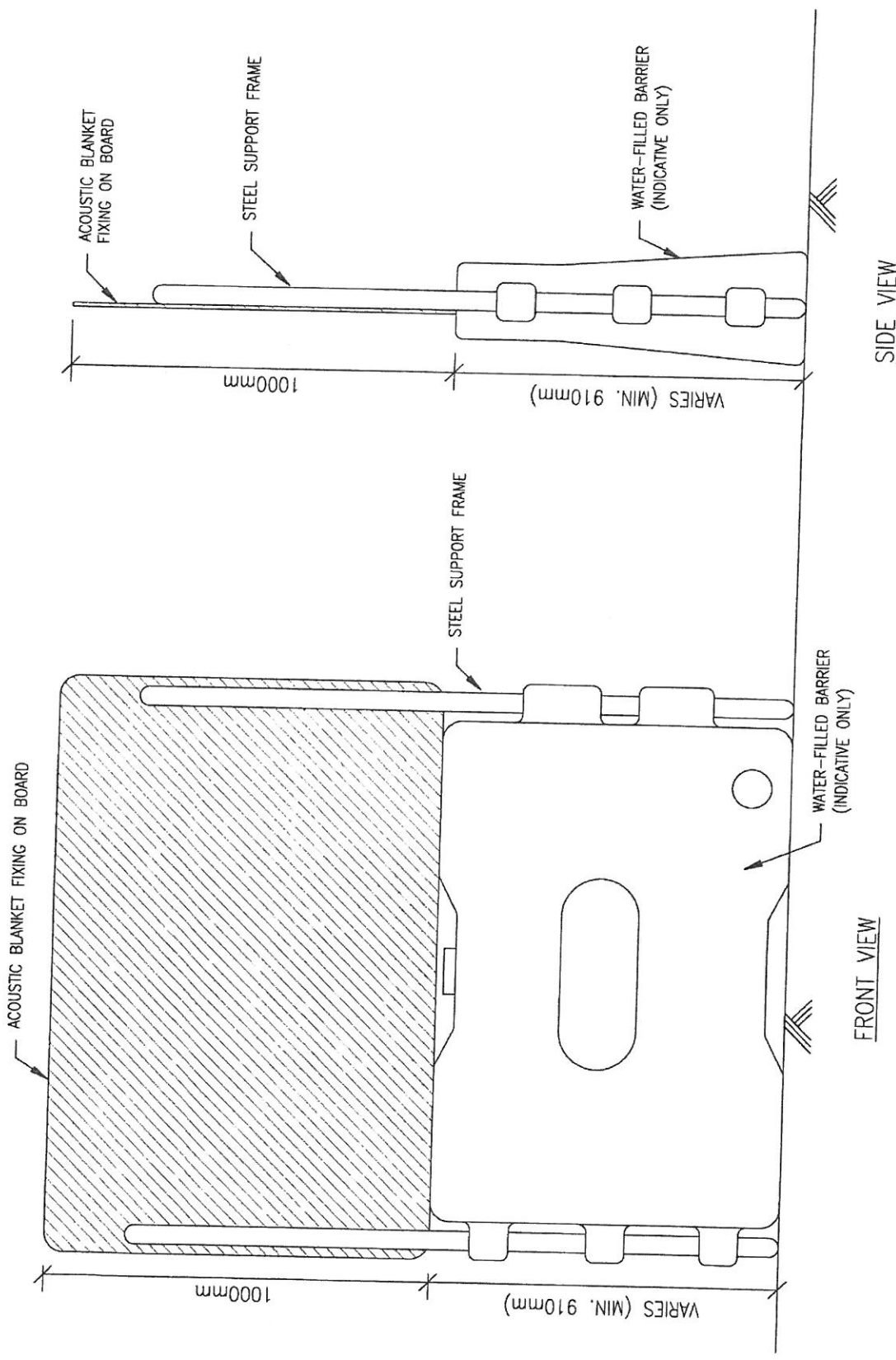
DRGNO. 圖紙編號		Figure 1b	
DESIGNED BY: TTF	CONTRACT NO. HK/2012/08	P. BY: APPROVED: TKH	
DRAWN BY: TS	STATUS: BBS		
SCALE: 1:500			
DIMENSIONS ARE IN METRES		© COPYRIGHT RESERVED 版權所有	

Plot File by : 21/5/2012

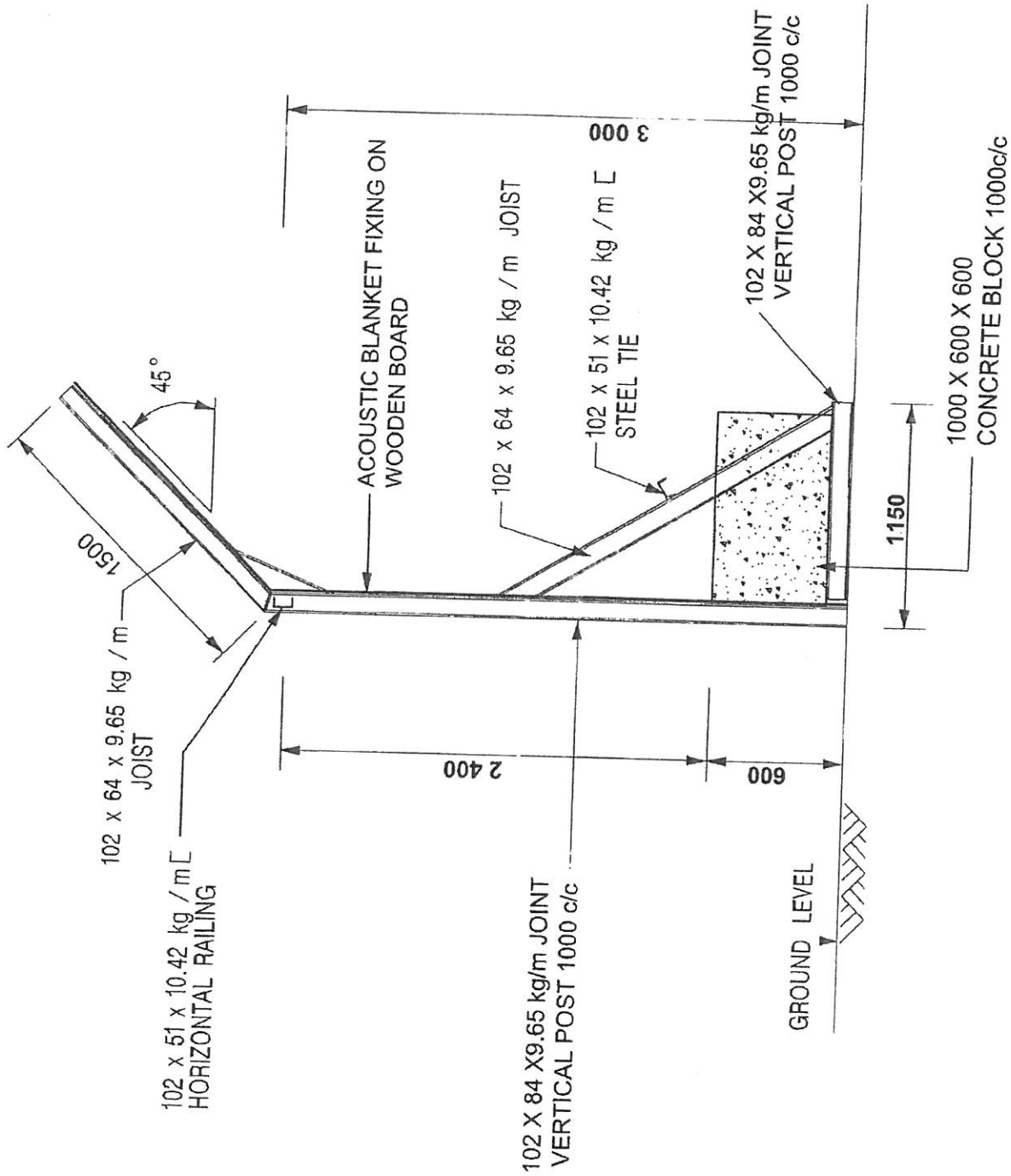
PATH N:_Amend drawing\Tender Drawing\200\1801.dgn

Appendix II

Details of a Typical Noise Barrier



MOVEABLE NOISE BARRIER



DETAIL FOR NOISE BARRIER